



SELECTION


1



2



3



Suitable LUBING drinking nipples for use with drip cup or V-trough

LUBING stainless steel nipple (1 4001) – standard nipple for laying hens; vertical operation, or the functionally equivalent LUBING plug-in nipple (4003) without threads

LUBING Combinipple (2 4005-00) – with plastic housing and pure vertical operation

LUBING TOP nipple (3 4022) – stainless steel nipple for lateral and vertical actuation

The nipples are also available with reduced flow rates for use without drip cup or V-trough.

DESIGN

To ensure optimal water supply to all animals, the drinking line should be mounted at a height of 38 to 41 cm, slightly away from the feed. Due to the distance between the drinker and the feeder, no water gets into the feeder.

The nipples can be placed in the cage at the height of the partition **with** a drip cup. In all types of housing, the nipples can be arranged as desired **with** a V-trough **or with** a drip cup, and in the case of nipples with reduced flow rates, **without** drip cup or V-trough.

The design of the drinking system is basically dependent on the housing system. We will be pleased to provide you with a non-binding offer.



RECOMMENDED NUMBER OF BIRDS PER NIPPLE*

Nipple with drip cup or V-trough:

Stainless steel nipple, Item 4001	8-12 animals/nipple
Plug nipple, Item 4003	8-12 animals/nipple
Combinipple, Item 4005-00	8-12 animals/nipple
TOP-Nipple, Item 4022	8-12 animals/nipple

Nipple without drip cup or V-gutter:

Stainless steel nipple reduced, Item 4071	6-8 animals/nipple
–	–
Combinipple reduced, Item 4075-00	6-8 animals/nipple
TOP-Nipple reduced, Item 4077	6-8 animals/nipple

* The number of the animals per nipple has to be reduced in hot climates and in dependence on the light-/water program. Pay attention to national / regional regulations!

SUITABLE COMPLEMENT



Water supply



Automatic flush system



Top-Climate-systems for poultry

LUBING

LUBING Maschinenfabrik GmbH & Co. KG


Lubingstraße 6 · 49406 Barnstorf

+49(0)54 42 - 98 79-0

+49(0)54 42 - 98 79-33

www.lubing.com · info@lubing.com

DRINKING-SYSTEMS AND NIPPLE DRINKERS FOR LAYERS IN CAGES



LUBING DRINKING-SYSTEMS FOR LAYERS IN CAGES

LUBING Drinking-Systems are proven and successfully used hundreds of thousand times for the optimal water supply of your animals in all types of housing. Due to their modular design, they can be expanded and supplemented at any time. With the patented and world-leading LUBING nipples, they form the optimum solution for efficient, animal welfare and hygienic poultry management.


Special attention is paid to avoid splashing water, which can lead to moistening of the manure and corrosion.

A wide range of accessories is available for LUBING Drinking-Systems, such as perches, air channels and splash water collection systems.

LUBING drinking lines consist of the following components:

The **main water supply** prepares the drinking water with filtration, regulates the inlet pressure, the addition of medication if necessary and measures the water consumption. The treated water is supplied into the nipple pipe (up to 5m long) via **pressure regulators or ball tanks** with integrated flushing equipment.

Breather units are installed at the end of each drinking line. The core of the system is the **LUBING drinking nipples**, which are available with or without a drip cup or V-trough.



ADVANTAGES OF THE LUBING DRINKING SYSTEMS FOR LAYERS IN CAGES

- avoidance of splashing water for the driest possible manure - less corrosion
- modular design: replacement, maintenance and extension of all elements easily possible
- many compatible supplementary and extension products for effective poultry house automation and -equipment: e. g. perches, air channels and collection systems for splash water
- sturdy, proven and durable system
- ideal for particularly hygienic and animal welfare housing
- LUBING Drinking-Systems in world-wide known and uncompromising quality



Main water supply

- available in many variants and diameters
- measures, filters, tests and doses in one compact module
- solid flange connections



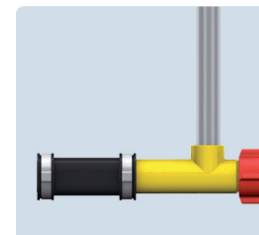
Pressure regulator/ball tank

- stepless adjustment of the water column
- optional: automatic flushing with screw-in actuator
- alternative: ball tank with fixed water column



Perch/air duct

- co-extruded from 2 materials
- stable profile
- areas with soft anti-slip material
- air channel for optimal dry manure



Breather unit

- mounting at the end of each drinking line
- ensures the escape of air when filling the drinking line
- indicates the height of the water column




Mixer

- homogeneous mixing of the stock solution
- permanent circulation prevents the active ingredients from settling on the bottom



Nipple with drip cup

- one drinking nipple on each side of the dividing wall
- placement of drip cup directly in the partition centered under the nipples



Nipple with V-trough

- centrally placed nipple pipe allows access to the nipple from both sides
- V-trough underneath the nipple for protection against corrosion and for possible dry manure



Nipple without drip cup or V-trough

- reduced flow rate of the nipples
- reduction of splashing water to a minimum

LUBING

Further information under WWW.LUBING.COM