

SELECTION



Matching LUBING drinking nipple

LUBING TOP-Nipple (4022) with vertical and sideways actuation for rearing and fattening



For specific requirements

LUBING stainless steel nipples (4001-4) are screwed into the nipple pipe with thread on the left and right side of the pendulum.



LUBING

VERSION

3m elements with drinking elements

	Nipples per element
Art. 4055	08
Art. 4056	10
Art. 4057	12
Art. 4058	15
Art. 4053	18
Art. 4054	20

Recommended birds per nipple*:
Breeding: 25-30 animals/nipple
Fattening: 8-12 animals/nipple

* In hot climates and depending on the light/water program, the number of animals per nipple must be reduced! Observe national/regional regulations

3m elements additional drinker „ComfortLine“

	Trays per element
Art. 3087-1	3
Art. 3088-1	4
Art. 3089-1	5

Recommended bird per tray*:
30-50 animals/tray



Additional drinker "ComfortLine"

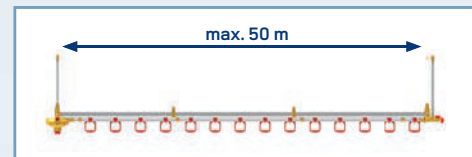
- complete submerge of the beak - animal-friendly water supply (corresponds to the Council of Europe recommendation with regard to Peking ducks)
- corresponds to biological needs of the animals
- in addition to water intake, serves to clean the beak and plumage
- animal welfare and health are strengthened for optimal performance

DESIGN

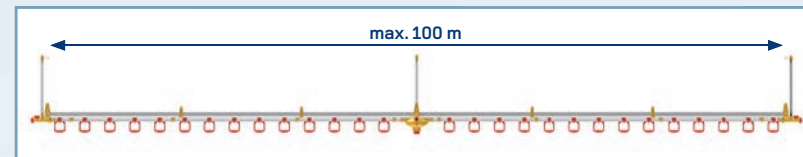
Rearing: We recommend the use of the LUBING starter cup Art. 4060 for low losses within the first days (approx. 5 days). The layout of the Drinking-System depends on the conditions of the house. We will be happy to provide you with a non-binding individual offer. As the duck always generates waste water, a drainage pipe or channel must be available under the drinking lines.

	Front connection (sketch left)	max. house length (m)	Middle connection (sketch right)	max. house length (m)
Optima E-Flush pressure regulator	Art. 3251-00	50	Art. 3251-02-00	100
Optima E-Flush pressure regulator with actuator	Art. 3251-01-00	50	Art. 3251-03-00	100
Ball tank	Art. 4221-00	50	Art. 4223-00	100

Front connection



Middle connection



Maximum 3 m distance between suspensions.

SUITABLE COMPLEMENT

 Water supply	 Automatic flush system	 Top-Climate-systems for poultry
----------------------	--------------------------------	---

LUBING

LUBING Maschinenfabrik GmbH & Co. KG

Lubingstraße 6 · 49406 Barnstorf

+49(0)54 42 - 98 79-0

+49(0)54 42 - 98 79-33

www.lubing.com · info@lubing.com

FLOOR-WATERING SYSTEM FOR DUCKS



LUBING FLOOR-WATERING SYSTEM FOR DUCKS

LUBING Drinking-Systems are proven and successfully used hundreds of thousand times for the optimal water supply of your animals in all types of housing. Due to their modular design, they can be expanded and supplemented at any time. With the patented and world-leading LUBING nipples, they form the optimum solution for efficient, animal welfare and hygienic poultry management.

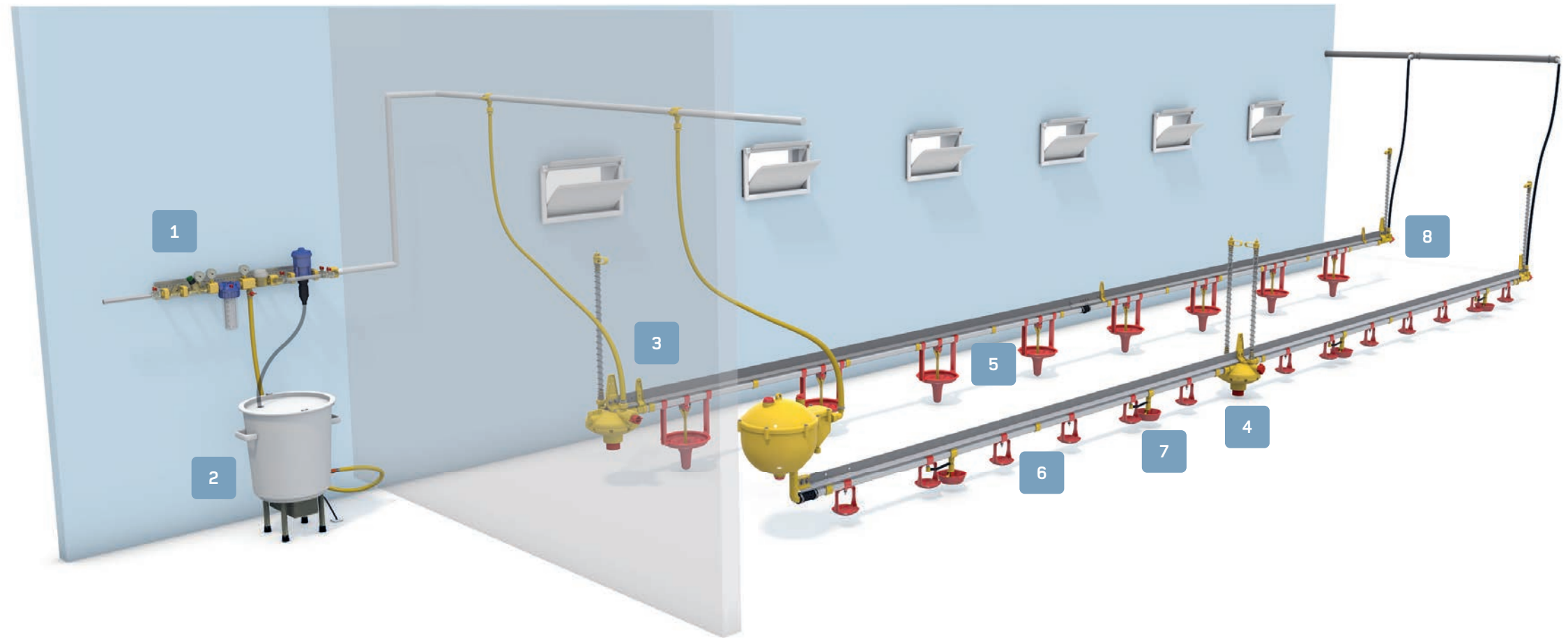
All LUBING floor-watering systems consist of the following components:

The main water supply prepares the drinking water with filtration, regulates the inlet pressure, the addition of medication if necessary and measures the water consumption.

The treated water is supplied into the drinking line via **pressure regulators** or **ball tanks** with integrated flushing equipment.

Fully **automatic flush breather** units are installed at the end of each drinking line. At regular intervals, the drinking elements are fitted with suspensions that are connected to the central hoisting cable. The system height can be very finely regulated via hand- or ceiling winches, and the complete line can be raised to ceiling height for cleaning operations.

The core of the systems are the **LUBING drinking nipples**, which are available with or without drip cup in many variants. The supplied LUBING height table indicates the perfect height of the drinking line and the water column at each time. This ensures dry litter with an optimal water supply at the same time - from day one!



Main water supply

- available in many variants and diameters
- measures, filters, tests and doses in one compact module
- solid flange connections



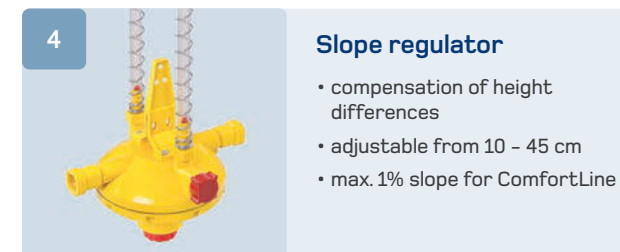
Mixer

- homogeneous mixing of the stock solution
- permanent circulation prevents the active ingredients from settling on the bottom



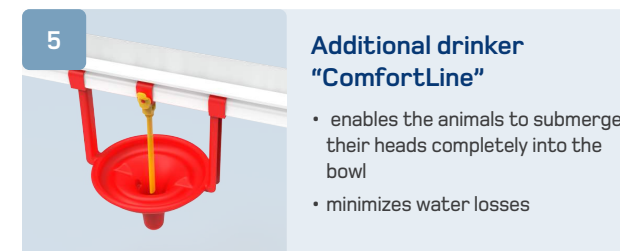
Pressure regulator Optima E-Flush

- stepless adjustment of the water column
- automatic flushing with the actuator



Slope regulator

- compensation of height differences
- adjustable from 10 - 45 cm
- max. 1% slope for ComfortLine



Additional drinker "ComfortLine"

- enables the animals to submerge their heads completely into the bowl
- minimizes water losses



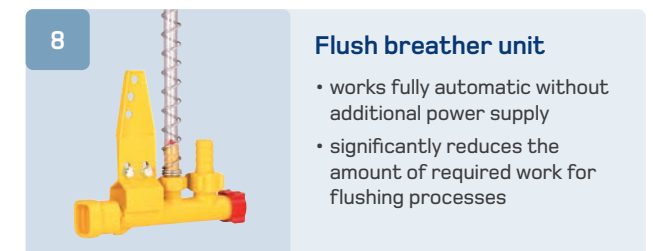
TOP-Nipple

- easy and all around accessible operation (360°)
- use from the first day



Starter Cup

- used from the first day
- for low losses in the first five days



Flush breather unit

- works fully automatic without additional power supply
- significantly reduces the amount of required work for flushing processes

ADVANTAGES

OF THE LUBING FLOOR-WATERING SYSTEMS

- modular design: replacement, maintenance and extension of all elements easily possible
- many compatible supplementary and extension products for effective poultry house automation (→ back side)
- sturdy, proven and durable system
- ideal for particularly hygienic and animal welfare housing
- LUBING Drinking-Systems in world-wide known and uncompromising quality

LUBING

Further information under WWW.LUBING.COM