

VERSIONS



CombiMaster reduced
Art. 4095-00 without
drip cup

3m elements	Nipple per element
Art. 3010	10
Art. 3011	12
Art. 3012	15
Art. 3013	18
Art. 3014	20

1m elements	Nipple per element
Art. 3025	5

CombiMaster Art. 4050-00
with two-arm drip cup
Art. 4628-01

3m elements	Nipple per element
Art. 3045	10
Art. 3046	12
Art. 3047	15
Art. 3048	18
Art. 3049	20

1m elements	Nipple per element
Art. 3029	5

CombiMaster high flow
Art. 4025-00 with two-arm
drip cup Art. 4628-01

3m elements	Nipple per element
Art. 3020	10
Art. 3021	12
Art. 3022	15
Art. 3023	18
Art. 3024	20

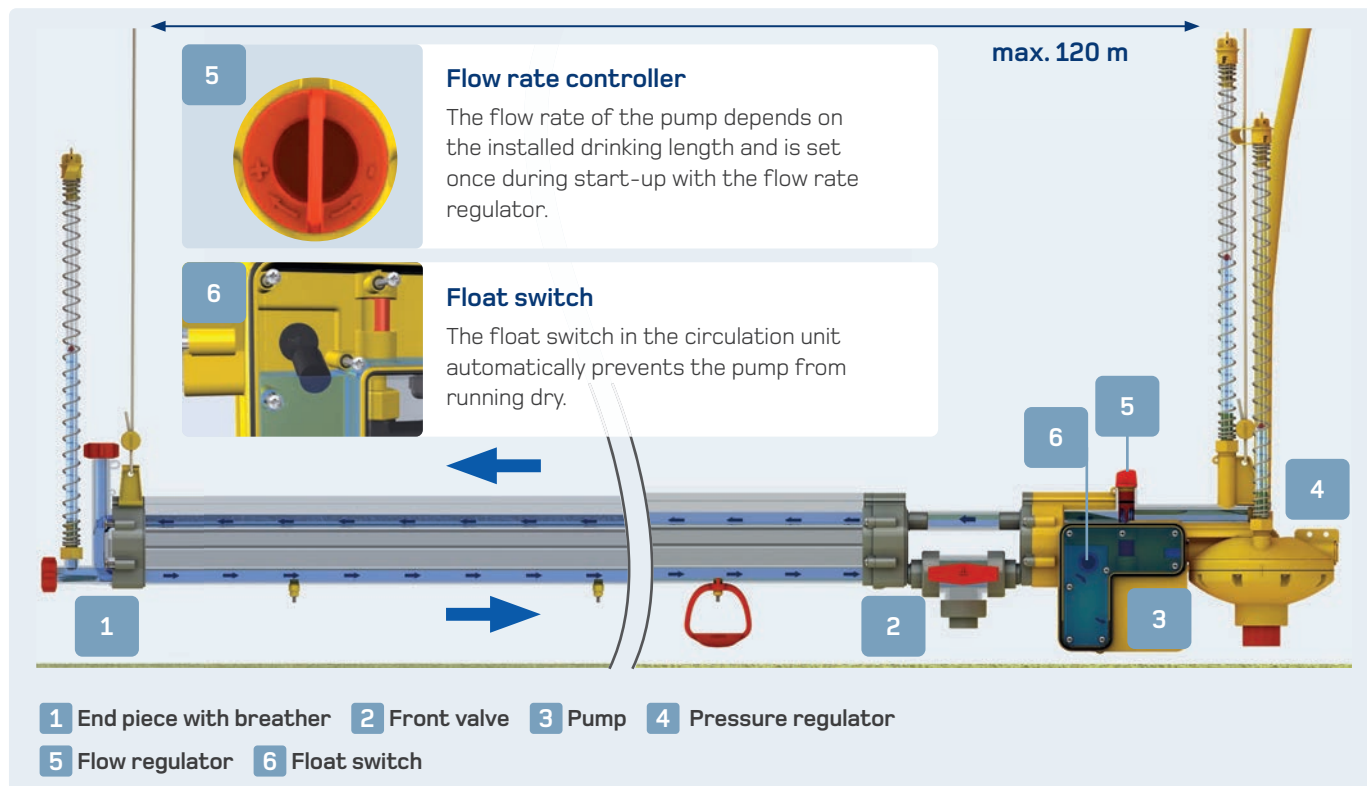
1m elements	Nipple per element
Art. 3028	5

Recommended birds per nipple*:

Art. 4095-00: 6-10 birds/nipples | Art. 4050-00: Broiler: 8-12 birds/nipples | Layer rearing: 8-12 birds/nipples
Art. 4025-00: Parent rearing: 8-15 birds/nipples | Layer rearing: 8-12 birds/nipples | Layers: 8-12 birds/nipples
Broiler: 10-15 birds/nipples

* In case of heavy animals, in hot climates and depending on the light program, the number of animals per nipple must be reduced!
Observe national/regional regulations!

SCHEMATIC OVERVIEW



SUITABLE COMPLEMENT



LUBING

LUBING Maschinenfabrik GmbH & Co. KG

Lubingstraße 6 · 49406 Barnstorf


+49(0)54 42 - 98 79-0

+49(0)54 42 - 98 79-33

www.lubing.com · info@lubing.com

LUBING

DRINKING-SYSTEM „TWINCLEAN LINE“ FOR REARING AND FINISHING



LUBING DRINKING-SYSTEM „TWINCLEAN LINE“

LUBING Drinking-Systems are proven and successfully used hundreds of thousand times for the optimal water supply of your animals in all types of housing. Due to their modular design, they can be expanded and supplemented at any time. With the patented and world-leading LUBING nipples, they form the optimum solution for efficient, animal welfare and hygienic poultry management.

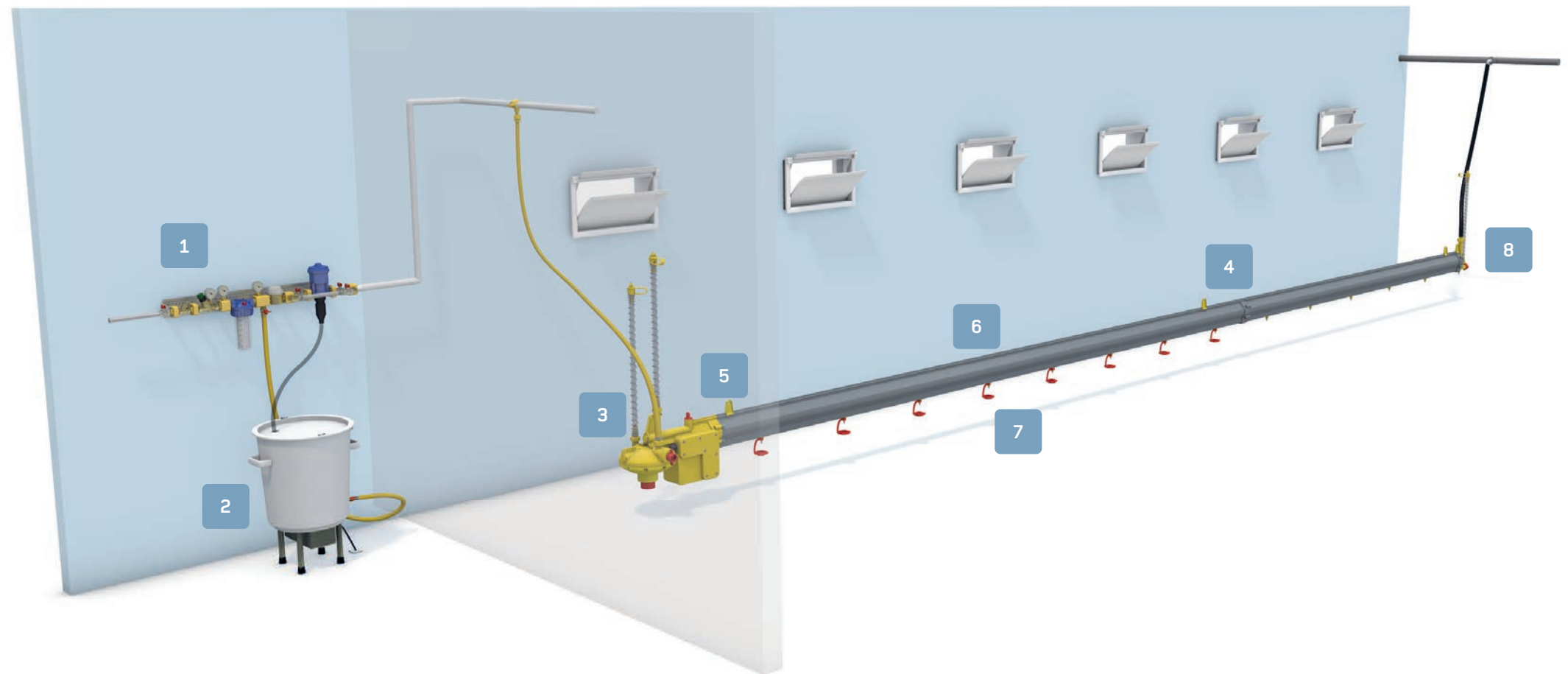
Function

The TwinClean Line continuously circulates the **drinking water** in the drinking line. The **integrated pump** delivers the water at a defined pressure into the upper line of the drinking section. In the lower nipple line, the water flows back to the pump and meets the **circulation unit** again at lower pressure.

A **float switch** monitors the operation of the pump and ensures that it cannot run dry.

The desired water pressure in the system is set as usual on the **pressure regulator** and read off from the breather on the pressure regulator.

The **adjustment wheel** on the circulation unit is used to set the flow rate of the pump. The setting depends on the installed drinking length and is made once at the start-up. The pressure difference between the upper and lower lines can be controlled via the **balls** in the front breathers.



ADVANTAGES OF THE LUBING „TWINCLEAN LINE“

- no standing water in the drinking line
- uniform water temperature in the entire drinking line
- uniform distribution of vitamins and medicines
- safe water transport due to double pipe cross-section and additional pump
- hygienic contour of the drinking line for easy and thorough external cleaning
- drinking lines up to 120 m with front or middle connection
- ideal for especially hygienic and animal-friendly husbandry



Main water supply

- available in many variants and diameters
- measures, filters, tests and doses in one compact module
- solid flange connections




Mixer

- homogeneous mixing of the stock solution
- permanent circulation prevents the active ingredients from settling on the bottom




Pressure regulator Optima E-Flush

- stepless adjustment of the water column
- automatic flushing with the actuator



Coupling and suspension

- 3m elements - coupled up to the desired length.
- 1m elements additionally available
- tool-less attachment of the hanger




Front valve **NEW**

- filling and filling control of the line directly at the inlet
- considerably facilitates rinsing and medication or inoculation processes




The plastic profile

- almost free of interfering contours
- easiest cleaning
- special shape for sufficient rigidity without metal elements



Drinking nipple and drip cup

- directly screwed-in nipples for easiest cleaning
- versions with cups are delivered with two-armed cups



Breather

- fully automatic function of the end piece in connection with the LUBING flushing computer
- does not have to be operated manually during flushing processes

LUBING

Further information under WWW.LUBING.COM