

## SELECTION

In addition to the flush breather and the drain kit, which are required at the end of the drinking line, a drain pipe\* must be installed for the automatic flushing system. Other components required are the Optima E-Flush pressure regulator and the LUBING Touch Control LCW controller, as well as expansion boxes if required. Optionally, the temperature kit (Art. 4488) for a temperature-dependent flushing and filling as well as (only for new installations) the ultrasonic cleaning system LUBING UltraFlush are available.

\* Please observe the legal regulations for wastewater treatment.

## VERSIONS

Connection	Optima E-Flush for nipple pipes with		LUBING Touch Control LCW	Extension box
	22 x 22 mm	28 x 28 mm		
Front	Art. 3255-01-00	Art. 3256-01-00	Art. 4482	Art. 4483
Middle	Art. 3255-03-00	Art. 3256-03-00		

## TECHNICAL DATA

### Automatic flushing:


- Input voltage - controller: 90 to 264 V / 50/60 Hz
- The actuators are supplied with 24 V DC from the controller.
- The controller LUBING Touch Control LCW controls up to 10 impregnation lines, the extension box up to 8 more.

### **NEW** Optional extension LUBING UltraFlush:


- Input voltage - controller: 100 to 240 V AC / 50/60 Hz
- The actuators are supplied with 12 V from the controller.
- Energy consumption: 6 W (0.144 kWh/day)
- One ultrasonic actuator cleans up to 350 m watering length or 20,000 liters tank volume.

# LUBING

## AUTOMATIC FLUSH SYSTEM FOR DRINKING-SYSTEMS IN CAGES AND AVIARIES



## SUITABLE COMPLEMENT



Water supply

Nipple drinkers for poultry

Pressure reducer Optima E-Flush

# LUBING

LUBING Maschinenfabrik GmbH & Co. KG

Lubingstraße 6 · 49406 Barnstorf

+49(0)54 42 - 98 79-0

+49(0)54 42 - 98 79-33

www.lubing.com · info@lubing.com


# LUBING AUTOMATIC FLUSH SYSTEM

LUBING Drinking-Systems are proven systems, successfully used hundreds of thousands of times, for the optimum water supply of your animals in all types of housing. Due to their modular design, they can be extended and supplemented at any time. The automatic flush systems form an efficient extension for long-term, hygienic operation and more animal welfare and health.

## **NEW** Automatic flushing with ultrasound: LUBING UltraFlush

LUBING automatic flush systems can be optionally equipped with UltraFlush ultrasonic cleaning technology right from the start. The system fits seamlessly into newly built systems and consists of an ultrasonic actuator with its own electronic control. The mechanical pulses do not affect water additives - the system only loosens and prevents deposits in the drinking line. This makes it absolutely harmless to water additives such as vaccines or medicines, and it can be used in all phases from housing in to housing out.

Because of its high cleaning intensity, LUBING Ultra-Flush should only be installed as part of a new drinking line installation.



## ADVANTAGES OF THE AUTOMATIC FLUSHING SYSTEM

- Perfect hygiene in all drinking lines.
- Saves time compared to manual flushing.
- Reliably prevents biofilms in the nipple pipe.
- Lower mortality rates.
- Improved weight gain.
- Monitored drinking water temperature through „temperature flush“ function.
- Pinpoint flushing of treated water to the end of the drinking line through „Fill“ function.
- Easy flushing of all drinking lines after a medication.
- Safe switching off of the flushing function during medication.
- Cost-effective solution compared to chemical drinking line sanitation.




**1 LUBING Touch Control LCW**

- automatic flushing of up to 10 drinking lines
- programmable flushing processes
- great time saving compared to manual flushing




**2 Optima E-Flush**

- newly developed flush valve for pressure reducer and actuator
- prepared for automatic flushing; no further attachments required




**3 Actuator**

- opens and closes the flush valve in the pressure regulator
- still allows manual flushing



**4 Flush breather unit**

- works fully automatically
- is closed by the flushing water pressure during flushing processes
- leads the flush water out of the system




**5 Drinking nipple**

- proven LUBING quality
- work without problems with the automatic flushing systems
- are also not affected by ultrasonic actuators



**6 Extension boxes**

- the extension boxes for 8 additional Optima E-Flush pressure regulators each can be extended to any number in series connection



**7 Drain kit**

- creates a hose connection between flush breather and drain pipes
- contains all necessary parts to connect the system to a drain pipe



**8 Ultrasonic cleaning LUBING UltraFlush**

- optional extension for new installations
- highly effective and chemical-free cleaning technology

# LUBING

Further information under [WWW.LUBING.COM](http://WWW.LUBING.COM)