

TECHNICAL DATA


- The heating of the water in the cleaning tank takes approx. 180 minutes.
- The actual cleaning process at a conveying length of 100 m (corresponds to a chain length of 200 m) takes approx. 30 minutes (7m/min).
- Depending on the degree of soiling of the chain, 2 to 3 cycles are required.
- Regular cleaning intervals of at least 3 months are advisable. If necessary, cleaning should be carried out more frequently.
- One tank filling of cleaning liquid is sufficient for approx. 600 m of conveyor chain.
- After each cleaning operation, the cleaning tank must be thoroughly cleaned with fresh water.
- When draining the cleaning liquid into a waste water sewer, please observe the local regulations.

Required components

- Deflection unit
- Mobile cleaning tank incl. two ultrasonic units and heating elements (size: 140 x 82 x 110 cm)
- Cleaning agent


Technical requirements

- Fresh water supply
- Power supply 32 A
- Sewerage




LUBING

CLEANING UNIT FOR CONVEYOR CHAINS



SUITABLE COMPLEMENT



Cleaning Unit

Curve Conveyor

Steep Conveyor
„Climber“

LUBING

LUBING Maschinenfabrik GmbH & Co. KG

Lubingstraße 6 · 49406 Barnstorf

☎ +49(0)54 42 - 98 79-0

☎ +49(0)54 42 - 98 79-33

www.lubing.com · info@lubing.com

LUBING CLEANING UNIT FOR CONVEYOR CHAINS

The LUBING cleaning unit was developed to clean conveyor chains for egg transport. Cleaning is carried out using ultrasound and hot water with an added cleaning agent. As such, the unit safely and reliably removes dirt from the entire conveyor chain, thus eradicating breeding grounds for bacteria and fungal infestations.


The cleaning unit can be retrofitted to an existing Conveyor-System. To do so, a permanently installed deflecting unit is required for the lower chain in the Conveyor-System. The cleaning tank can be stationary or mobile.

Cleaning procedure:

Using the Deflection unit, the lower chain is submerged into the cleaning tank. This is then filled with water. The integrated heating system is switched on and the water is heated to approx. 80°C. Cleaning agent is added to the filled tank at a ratio of 1-3%.

The cleaning procedure begins when the oscillator is switched on. The conveyor is also switched on and runs at the standard speed (7m/min) through the tank. The chain is automatically dried by the heated rods after having passed through the cleaning tank. When the cleaning procedure is complete, the conveyor chain can be removed from the tank once again, using the Deflection unit.

The cleaning fluid is then drained from the tank and the conveyor is ready for use again




ADVANTAGES OF THE LUBING CLEANING UNIT

- reliable cleaning of the conveyor chain due to a combination of thermal, chemical and ultrasonic cleaning
- inline cleaning by integrating the unit into the conveyor system - no disassembly of the chain necessary
- can also be retrofitted directly into the conveyor line
- can be used stationary and mobile
- can also be used for safe cleaning of other parts
- simple and safe operation




Cleaning tank

- mobile due to rollers
- two ultrasonic units for cleaning the chains
- heating elements for heating the water.
- size: 140 cm x 82 cm x 110 cm




Control

- directly attached to the cleaning tank
- separate controls for ultrasound and temperature
- temperature control display



Deflecting unit

- directs the conveyor chain through the cleaning tank for cleaning
- is cranked up after cleaning to remove the tank




Cleaner

- alkaline, solvent-free special cleaner (IWR 31 L)
- is added to the rinsing water in the tank
- Dosage: 1-3 % depending on degree of soiling




Protective cover

- are installed laterally in normal collection operation
- serve as intervention protection during operation



Limit switch

- monitors the correct locking of the deflection unit
- prevents damage to the conveyor chain



Guides

- rails for the rollers of the cleaning unit are firmly bolted to the floor
- guarantee the exact position of the cleaning unit



Cleaning basket*

- optionally available in addition
- removable, fits exactly into the cleaning tank
- enables the cleaning of further parts in the cleaning unit

(* picture similar)

LUBING

Further information under WWW.LUBING.COM