


LUBING


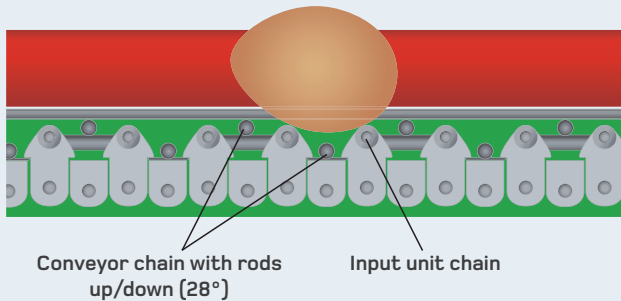
INPUT UNIT FOR CONVEYOR SYSTEMS



ADVANTAGES OF THE INPUT UNIT

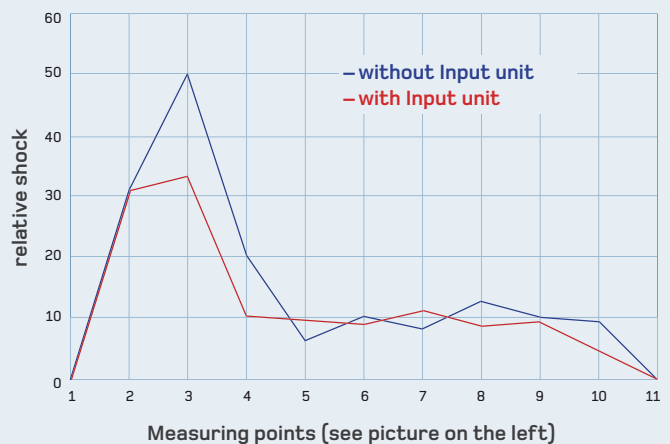
- Significant reduction of damaged eggs at the transition point on the conveyor chain with rods up/down (28°).
- At 90° transitions, a transport quality equivalent to that of the standard belt is realised without having to sacrifice the increased gradeability of the conveyor belt up/down.
- Problem-free integration into existing Conveyor-Systems.
- The feed chain is driven by the conveyor chain; no further drive is needed.

FUNCTION



The graphic above shows the forces which affect the eggs at various places in the transport path (recorded with a plotting-egg). At the transition point (Position 3), shocks to the eggs can be significantly reduced with the Input Unit – the number of damaged eggs is reduced considerably.

The Input Unit chain is equipped with input tubes at a higher position, which are placed between the rods of the conveyor chain. Owing to the reduced height differential, there is no hard striking of the eggs onto the lower metal rod of the conveyor chain. The feed tubes are made of soft plastic and guarantee a protective handling of the eggs during the transition process.



VERSIONS

Conveyor type	Input units	
	1.0 m long, usable transfer width 0.675 m	2.0 m long, usable transfer width 1.675 m
250	Art.. 8268	Art.. 8269
350	Art.. 8068	Art.. 8069
500	Art.. 8028	Art.. 8029
750	Art.. 8088	Art.. 8089

LUBING

Further information under
WWW.LUBING.COM

LUBING Maschinenfabrik GmbH & Co. KG

Lubingstraße 6 · 49406 Barnstorf

☎ +49(0)54 42 - 98 79-0

☎ +49(0)54 42 - 98 79-33

www.lubing.com · info@lubing.com

0887-1/22-04 · Subject to technical changes.